

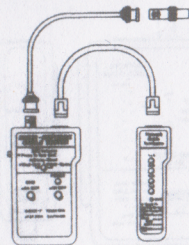
25**** Serial Network Cable Tester

Test by cables of the Same BNC Axes:

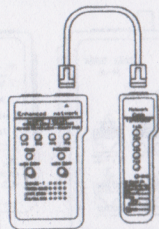
1. Put one end of the cable into both main tester and BNC socket, and put the other into the remote tester.
2. Switch on the power, which works if the light is on.
3. BNC light will not be on when the cable is connected.
Any flash of the light means an improper cable is connected.
4. Press the button on the left of the main tester. If the light is green, the cable works; if not (means red or any other color of light), the cable is out of work.

Test by Twin-twisted Cables:

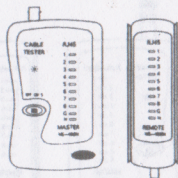
1. Put one end of the cable into the main tester.
2. Switch on the power, which works if the light flashed.
3. Once switched on, LEDs of the remote tester will scan the cable accordingly. If the cables are good, the corresponding LEDs will turn green sequently. If the cables are out of work, the LEDs will first turn green then red or other others, or the LEDs will not be on or be on disorderly.
4. If the cables are shielded, shielding is tested when GND is turned on. If shielding is normal, the corresponding LEDs and GND will turn green. If not, the LEDs will first become green then red or will not be on at all.




251451



251452



NS-468N




252452

Attention:

1. 251451 Twin-end: can test cables of the same BNC axes and double-twisted cables
2. 251452 Single-end: the two ends of one cable can be connected to the main tester for test if remote tester is not applied
3. 252452 Synchro: when test is done by both main tester, only connection or open circuit can be seen from the main tester while opposite connection or short circuit is displayed by the remote tester. Red light means opposite connection and non-light means open circuit. When test is done by main tester exclusively, only connection of the cables can be seen while opposite connection cannot.

DISTRIBUTOR



NETWORK CABLE TESTER

scanned by tinkersblog.net

NS-468 (B, N) ST-248 Multi-functional Network Cable Tester

I. Functions:

1. can test correspondingly double-twisted cables 1,2,3,4,5,6,7,8 and G, meanwhile, can judge wrong connection, short circuit and open circuit.

2. NS-468B tests BNC, RJH and RJ45; NS-468 tests RJ11 and RJ45; NS-468N tests RJ45 and BNC; ST-248 tests RJ45 and BNC.

II. Test of double-twisted cables: switch on the power. (S is slow automatic grade, M is manual.) Put cables into both main tester and remote tester. The lights of the main tester will turn on sequently from 1 to G.

Main Tester:	1-2-3-4-5-6-7-8-G	
Remote Tester:	1-2-3-4-5-6-7-8-G	RJ45
	1-2-3-4-5-6-----	RJ12
	-2-3-4-5-----	RJ11

Following are abnormal connections:

1. If one cable, for example cable No.3 is open circuited, the two No. 3 lights of the main tester and remote tester will not turn on.

2. If several cables are not connected, several lights will not turn on respectively. If less than two cables are connected, none of the lights is on.

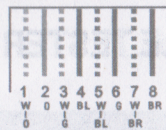
3. If two ends of a cable is disordered, for example No. 2 and No. 4, then displays on:

Main Tester:	1-2-3-4-5-6-7-8-G
Remote Tester:	1-4-3-2-5-6-7-8-G

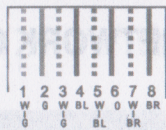
4. if two cables are short circuited, neither of the corresponding lights is on of the remote tester while main tester remains unchanged. If three cables, including three, are short circuited, none of the corresponding lights is on.

III. If test patch panels or wall plate outlets, two cables which can match each other (eg 110P4 and RJ45) will be connected to the tester.

IV. If test cables of the same axes, BNC turns on when the cable works.



T568B




T568A



8P8C



6P6C



PLUG

Warning

- ◆ This cable tester cannot test any electrified product.
- ◆ 9V reduplicated battery is used in this tester. Battery is advised to change if any weak light appears.
- ◆ Test cannot be done while RJ45's copper screezers are not totally pressed. Any disobeys may lead to a permanent damage of the end.
- ◆ Please use quality tools to press the cables.
- ◆ Any end not notified by 6P6C cannot test telephone cables. Any disobeys may also lead to a permanent damage of the end.

ST-45 Double-use Network Cable Tester

1. Switch on the power on the main tester.

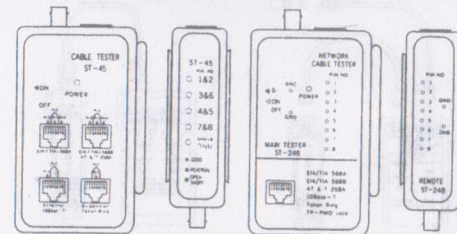
2. Test of non-shielded double-twisted cables: if all the cables work, the lights will become green from No. 1 & 2 to No. 7 & 8 sequently.

If any light is not on or turns red or turns on unsequently, the cables are broken.

3. Test of shielded double-twisted cables: if all the cables work well, the lights become green from No. 1 & 2 to SHIELD & BNC sequently. If no, the cables broken.

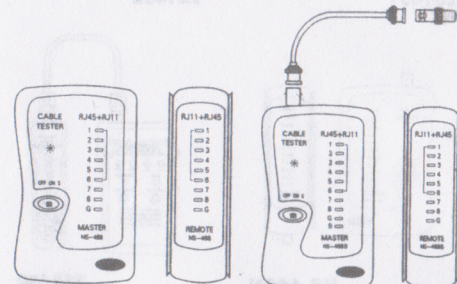
4. Test of the cables of the same axes: if the cables work, SHIELD and BNC will turn green. Otherwise, the light is not on.

5. Abnormal connection of any pair of cables can be observed if any light is not on. And opposite connection results in red light.



ST-45

ST-248



NS-468

NS-468B